



# 32 X 60 TRENCH CENTER DRAIN RENOVATION

## Cultured Marble Shower Pan

**PRODUCT:** Shower Pan

**SERIES:** Trench Drain

**MODEL:** AC-TDOS3260RENOT3

**APPLICATION:** Shower Base

**DIMENSIONS:** 32" (81cm) Deep x 59.75" (152cm) Long x 4" (10cm) Tall  
Drain Centered at 15" (38cm), Trench Width 4.5" (11.4cm)  
Threshold Width 3" (7.6cm) and 1.5" (4cm)

**COLOR:** See Color Options Sheet

**FINISH:** Matte or Gloss

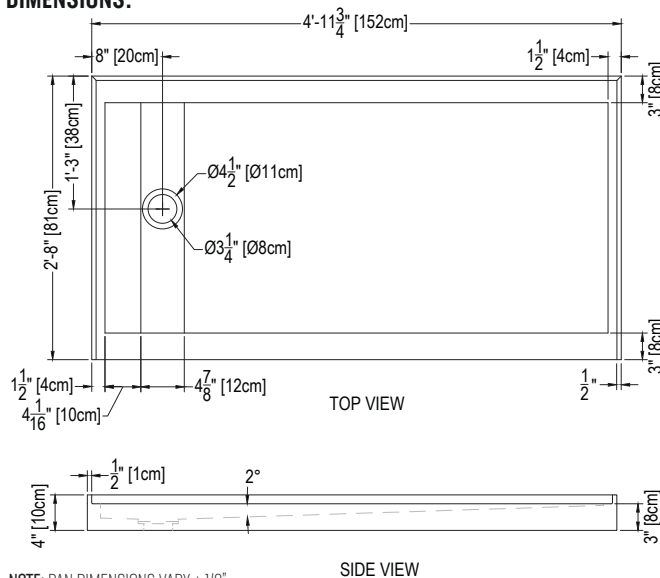
**MATERIAL:** Solid One-Piece Cultured Marble

**INSTALLATION:** Refer to Installation Guide

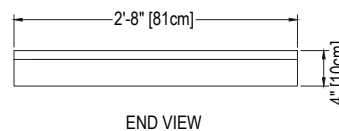
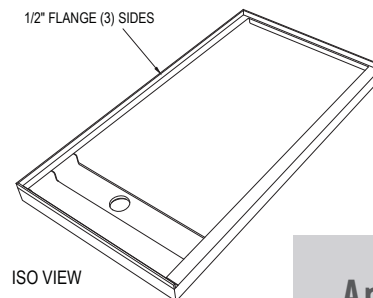
**ATTRIBUTES:** Permanently Sealed Surface  
Textured Non-slip Finish  
Mold, Mildew and Bacteria Resistance  
Abrasion Resistant  
Stainless Steel Trench Drain Cover  
Easy Install  
Easy Maintenance  
ASTM F 462 & CSA B45.5-11 IAPMO Z124-11 compliant



### DIMENSIONS:



NOTE: PAN DIMENSIONS VARY ± 1/8"



**Architectural  
Concepts**

888.248.2724

720.259.5358

info@archconceptsllc.com

18499 Longs Way, Suite 102  
Parker, CO 80134

[archconceptsllc.com](http://archconceptsllc.com)