




AC110

DOOR LEVER



SPECIFICATIONS

FINISHES

629 - Polished Stainless
630 - Satin Stainless

SERIES

Deconstructive

MODEL

AC110

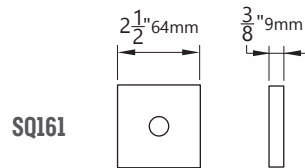
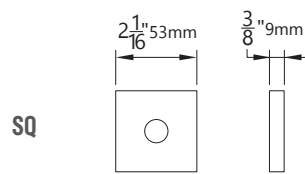
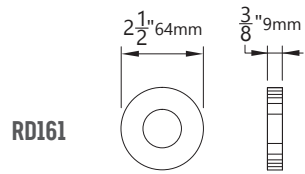
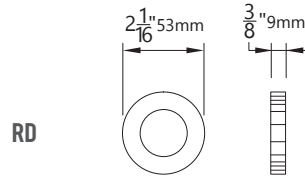
FUNCTIONS

PA - Passage
PR - Privacy
DU - Dummy

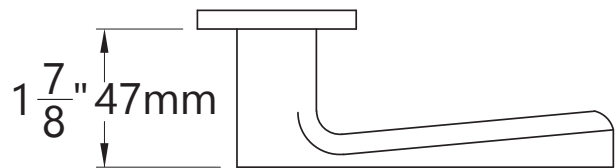
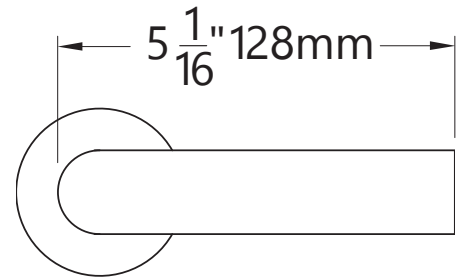
BACKSETS

2 3/8"
2 3/4"

ROSE OPTIONS



DIMENSIONS



Architectural
Concepts

O (888) 248 2724
D (720) 259 5364
E info@archconceptsllc.com

18505 Longs Way
Parker, CO 80134

archconceptsllc.com

NOTE: If installing on an existing 2-1/8" bore, you will need to use the RD161 or SQ161 to cover the face hole properly.