



DC

A door company that is
Clearly Different
than the rest


Architectural Concepts / Door Collection

G200


GLASS DOOR

PROFILES


STICKING



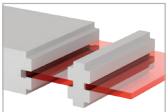
ROMAN OGEE SASH (OG)



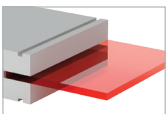
QUARTER ROUND SASH (QR)




COVE & BEAD SASH (CB)




ONE STEP SASH (OS)




QUIRK MOLDING COMPRESSION FIT (QM)



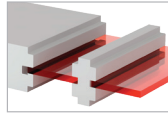
SQUARE STICK COMPRESSION FIT (SS)




QUARTER BEAD SASH (QB)



BEVEL SASH (BV)




SQUARE STICK SASH (SS)




PANEL


RAISED (R)




DOUBLE HIP (D)



SCOOP (S)



JUNIOR BEVEL (JR)




FLAT (F)




SENIOR RAISED (SR)


MOULDINGS




AC-001




AC-002




AC-003



AC-004



AC-005



AC-006

STYLE

PANEL (A)
 GLASS (G)
 V-GROOVE (V)
 FLUSH (F)
 LOUVER (L)

MATERIAL

MDF
 WOOD

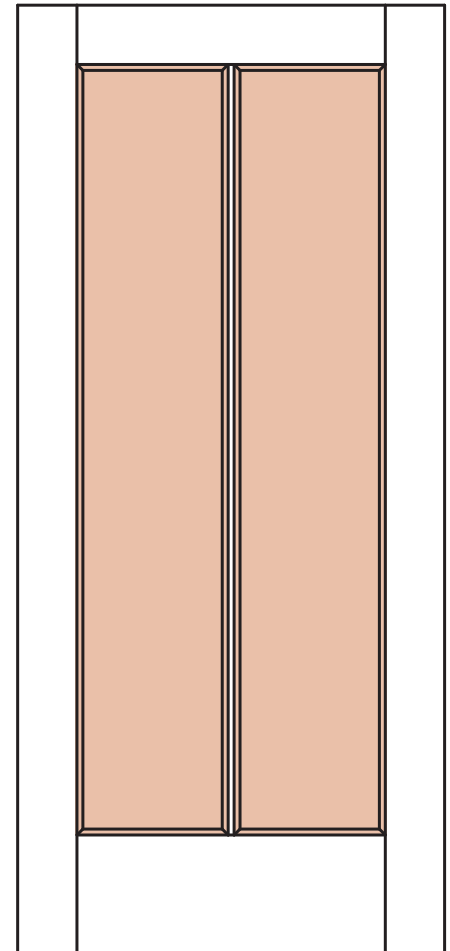
OPTIONS

FIRE-RATED
RADIUS-TOP
COMMON ARCH PAIR
ARCH-TOP

INSERTS

MIRROR
 GLASS
 RESIN

ELEVATION



**Architectural
Concepts**

Customer Service
(720) 882 9179
quotes@archconceptsllc.com
orders@archconceptsllc.com

18505 Longs Way
Parker, CO 80134

archconceptsllc.com