



# DC

*A door company that is*  
**Clearly Different**  
*than the rest*

## Architectural Concepts / Door Collection

# G310

GLASS DOOR

### PROFILES

#### STICKING



ROMAN OGEE SASH (OG)



QUARTER ROUND SASH (QR)



COVE & BEAD SASH (CB)



ONE STEP SASH (OS)




QUIRK MOLDING COMPRESSION FIT (QM)



SQUARE STICK COMPRESSION FIT (SS)



QUARTER BEAD SASH (QB)



BEVEL SASH (BV)




SQUARE STICK SASH (SS)




#### PANEL

RAISED (R)




DOUBLE HIP (D)



SCOOP (S)



JUNIOR BEVEL (JR)



FLAT (F)



SENIOR RAISED (SR)

### MOULDINGS




AC-001




AC-002




AC-003



AC-004



AC-005



AC-006

### STYLE

PANEL (A)  
 GLASS (G)  
 V-GROOVE (V)  
 FLUSH (F)  
 LOUVER (L)

### MATERIAL

MDF  
 WOOD

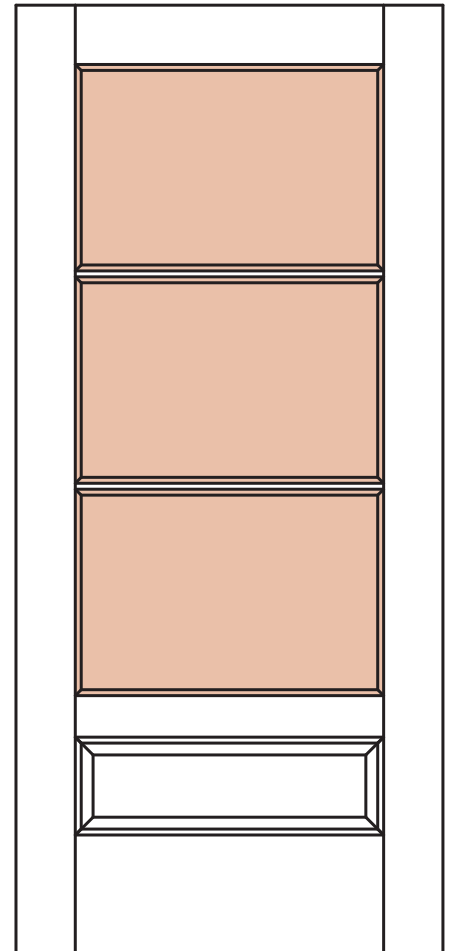
### OPTIONS

FIRE-RATED    
RADIUS-TOP  
COMMON ARCH PAIR  
ARCH-TOP

### INSERTS

MIRROR    
 GLASS    
 RESIN

### ELEVATION



**Architectural  
Concepts**

**Customer Service**  
(720) 882 9179  
quotes@archconceptsllc.com  
orders@archconceptsllc.com

18505 Longs Way  
Parker, CO 80134

[archconceptsllc.com](http://archconceptsllc.com)