



DC

A door company that is
Clearly Different
than the rest

Architectural Concepts / Door Collection

G316

GLASS DOOR

PROFILES

STICKING



ROMAN OGEE SASH (OG)



QUARTER ROUND SASH (QR)



COVE & BEAD SASH (CB)



ONE STEP SASH (OS)



QUIRK MOLDING COMPRESSION FIT (QM)



SQUARE STICK COMPRESSION FIT (SS)



QUARTER BEAD SASH (QB)




BEVEL SASH (BV)



SQUARE STICK SASH (SS)

PANEL



RAISED (R)



DOUBLE HIP (D)



SCOOP (S)



JUNIOR BEVEL (JR)




FLAT (F)




SENIOR RAISED (SR)


MOULDINGS




AC-001




AC-002




AC-003



AC-004



AC-005



AC-006

STYLE

- PANEL (A)
- GLASS (G)
- V-GROOVE (V)
- FLUSH (F)
- LOUVER (L)

MATERIAL

- MDF
- WOOD

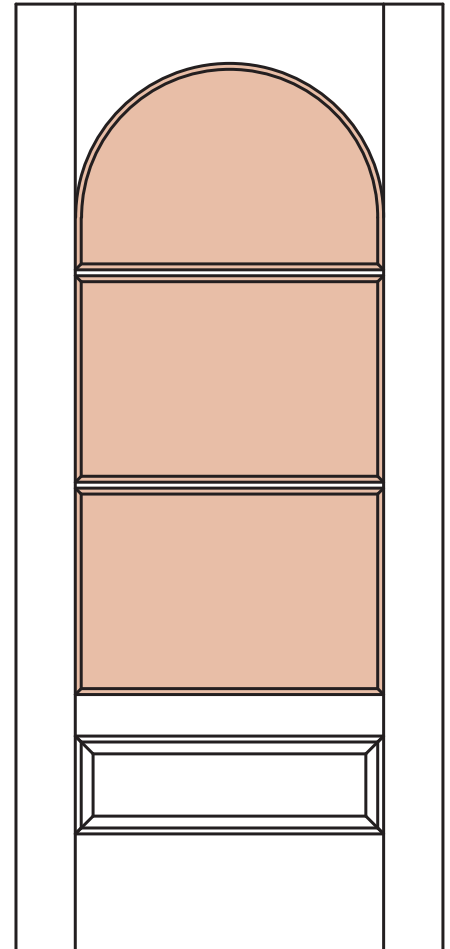
OPTIONS

- FIRE-RATED
- RADIUS-TOP
- COMMON ARCH PAIR
- ARCH-TOP

INSERTS

- MIRROR
- GLASS
- RESIN

ELEVATION



**Architectural
Concepts**

Customer Service
(720) 882 9179
quotes@archconceptsllc.com
orders@archconceptsllc.com

18505 Longs Way
Parker, CO 80134

archconceptsllc.com