



# DC

*A door company that is*  
**Clearly Different**  
*than the rest*


## Architectural Concepts / Door Collection

# P234


PANEL LITE DOOR

### PROFILES


#### STICKING



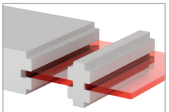
ROMAN OGEE SASH (OG)



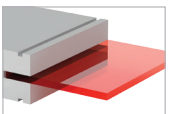
QUARTER ROUND SASH (QR)




COVE & BEAD SASH (CB)




ONE STEP SASH (OS)




QUIRK MOLDING COMPRESSION FIT (QM)




SQUARE STICK COMPRESSION FIT (SS)




QUARTER BEAD SASH (QB)




BEVEL SASH (BV)




SQUARE STICK SASH (SS)



RAISED (R)




DOUBLE HIP (D)



SCOOP (S)



JUNIOR BEVEL (JR)




FLAT (F)




SENIOR RAISED (SR)


### MOULDINGS




AC-001




AC-002




AC-003



AC-004



AC-005



AC-006

### STYLE

PANEL

PANEL LITE (PL)

FRENCH (FL)

V-GROOVE (VG)

FLUSH (FM)

LOUVER (LVR)

### MATERIAL

MDF

WOOD

### OPTIONS

FIRE-RATED

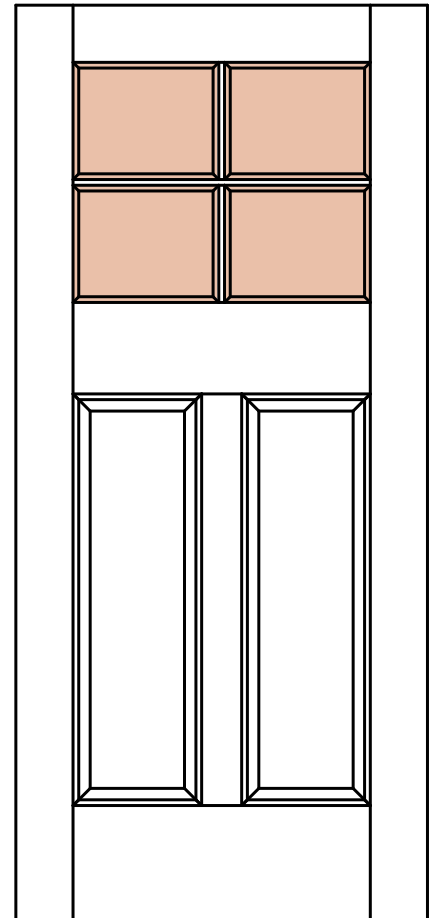
### INSERTS

MIRROR

GLASS

RESIN

### ELEVATION



**Architectural  
Concepts**

Customer Service  
(720) 882 9179  
quotes@archconceptsllc.com  
orders@archconceptsllc.com

18505 Longs Way  
Parker, CO 80134

[archconceptsllc.com](http://archconceptsllc.com)