



DC

A door company that is
Clearly Different
than the rest


Architectural Concepts / Door Collection

P319


PANEL LITE DOOR

PROFILES


STICKING



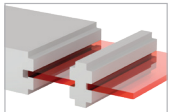
ROMAN OGEE SASH (OG)



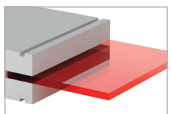
QUARTER ROUND SASH (QR)




COVE & BEAD SASH (CB)




ONE STEP SASH (OS)




QUIRK MOLDING COMPRESSION FIT (QM)




SQUARE STICK COMPRESSION FIT (SS)




QUARTER BEAD SASH (QB)




BEVEL SASH (BV)




SQUARE STICK SASH (SS)



RAISED (R)




DOUBLE HIP (D)



SCOOP (S)



JUNIOR BEVEL (JR)




FLAT (F)




SENIOR RAISED (SR)


MOULDINGS




AC-001




AC-002




AC-003



AC-004



AC-005



AC-006

STYLE

PANEL

PANEL LITE (PL)

FRENCH (FL)

V-GROOVE (VG)

FLUSH (FM)

LOUVER (LVR)

MATERIAL

MDF

WOOD

OPTIONS

FIRE-RATED


INSERTS

MIRROR

GLASS

RESIN

ELEVATION



**Architectural
Concepts**

Customer Service
(720) 882 9179
quotes@archconceptsllc.com
orders@archconceptsllc.com

18505 Longs Way
Parker, CO 80134

archconceptsllc.com