



DC

Architectural Concepts / Door Collection

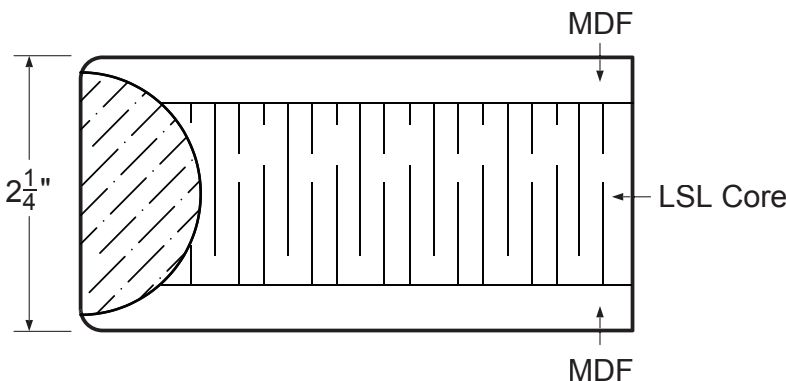
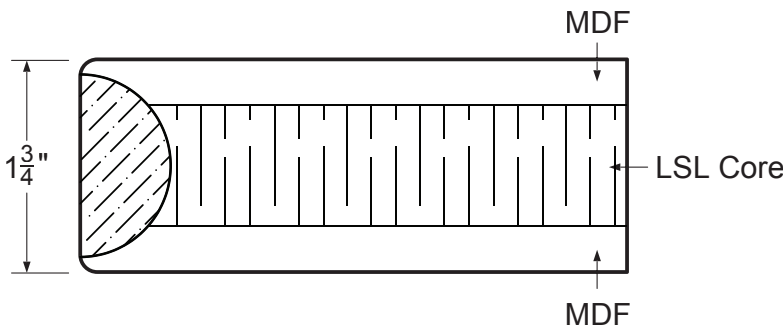
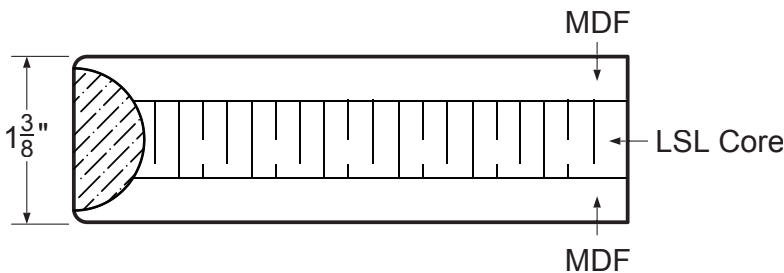
*A door company that is*

# Clearly Different

*than the rest*

## RATED AND NON-RATED FLUSH MDF DOORS

### DOOR CONSTRUCTION



### PRODUCT FEATURES & SPECIFICATIONS

<b>Thickness</b>	1 3/8" 1 3/4" 2 1/4"
<b>Maximum Size</b> (Custom sizes available)	Single: 4' x 10' Pair: 8' x 10'
<b>Door Material</b>	MDF Faces Exterior LSL Core
<b>Construction Method</b>	Flush
<b>Acoustic Rating</b>	Up to 34 STC rating
<b>Standards</b>	ASTM E-152
<b>Hardware Configurations</b>	Consult factory for approved configurations
<b>Warranty</b>	Limited lifetime warranty
<b>Finish</b>	Standard Primer or Factory Finish
<b>Available fire ratings</b>	20min, 45min, 60min, 90min
* See our <a href="#">AC-Fire-rated-Door-Offering.pdf</a>	